

VLR

VOLUNTARY LOCAL REVIEW SURABAYA CITY 2021

Improving Sustainable Development Towards a Resilient Post-Pandemic Community



BACKGROUND

1. Voluntary Local Review is a report that is **drafted voluntarily** by the local government to see the achievement of **Sustainable Development Goals** in the region.
2. Surabaya City Government showed its interest to conduct VLR, which would become the first VLR in Indonesia through a letter of intent signed by the Mayor of Surabaya **number: 190/11576/436.2.3/2020 on December 17th 2020** to UNESCAP

3. Why is VLR important?




Global
Commitment
to SDGs



Commitment
to the
Achievement
of the SDGs



National and
Regional
Assessment
of the SDGs

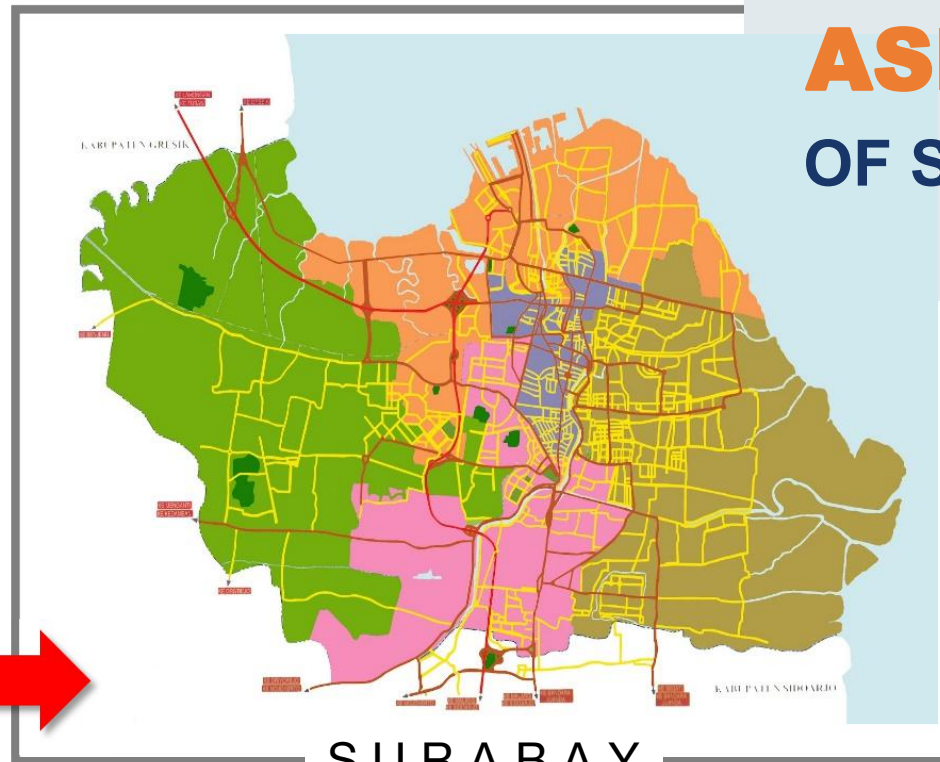


The need to
know the
achievement
factors of the
SDGs

INDONESIA



EAST
JAVA



SURABAYA
A



31
DISTRICTS



153
SUB-
DISTRICTS



1360
RW*



9126
RT*

GEOGRAPHICAL ASPECTS OF SURABAYA CITY

2nd
Largest City



957,188
FAMILIES



334,51 km²
Total Area



*Neighborhood under urban village



DRAFTING PROCESS OF THE VLR

Surabaya City's Voluntary Local Review (VLR) was drafted by the Surabaya City Government together with the consultant team under the UCLG ASPAC with the theme of ***“Improving Sustainable Development Towards a Resilient Post Pandemic Community”***

Surabaya City's VLR was prepared by using principles in the Asia-Pacific Regional Guidelines on Voluntary Local Review formulated by UN ESCAP. It is also done in line with the principles of inclusiveness and transparency by involving many related stakeholders in the city.

The VLR development process also took into account the inputs and feedbacks from the Ministry of National Planning and Ministry of Home Affairs as part of the central government. Some UN entities were also involved, including UNESCAP, UNICEF, UNESCO, UN Habitat, and UNRCO who have participated in our online forum and help complemented the analysis of the 9 priority SDGs of Surabaya City in 2021.

9 PRIORITY SDGS FOR SURABAYA





ENSURE HEALTHY LIVES AND PROMOTE WELL-BEING FOR ALL AT ALL AGES



Maternal mortality rate continues to decline per 100.000 births

2019

59,32

2020

57,40



During the COVID-19 pandemic, the process of giving birth in health services is carried out with very strict protocols



Infant, Toddler, and Neonatal Mortality Rates have decreased per 1000 births from 2015-2019



The case of HIV/AIDS in Surabaya City has decreased with the efforts of the city government by conducting early detection of HIV/AIDS cases in Surabaya

2019

1343
CASES

2020

786
CASES



Surabaya City health insurance participants have reached **96.14%** in July 2021



FREE HEALTH SERVICES & CHILD-FRIENDLY HEALTH CENTER

63 ACCREDITED PUBLIC HEALTH CENTER **21** INPATIENT PUBLIC HEALTH CENTER **61** HOSPITALS

*Pictures were taken before the COVID-19 pandemic

1. Strengthening of 3T (Testing, Tracing, & Treatment)



2. Implementation of Health Protocol



3. Vaccination Acceleration



3 GOOD HEALTH
AND WELL-BEING



**FIGHT
COVID-19**

**1st DOSE VACCINATION IN
SURABAYA CITY**

2,530,610 based on East
Java Province target

114.09%

**2nd DOSE VACCINATION IN
SURABAYA CITY**

1.976.733 based on East
Java Province target

89.12%



**FIGHT
COVID-19**

**1298
KAMPUNG*
WANI**

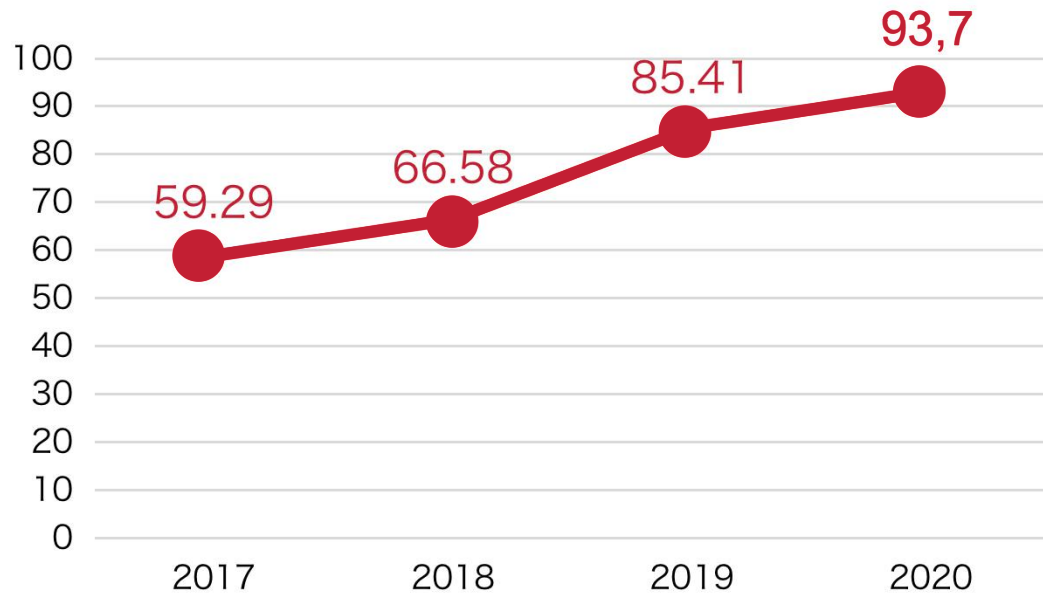
KAMPUNG TANGGUH WANI JOGO SUROBOYO (RESILIENT KAMPONG)

The innovation of intervention for the spread of the COVID-19 pandemic
carried out by Surabaya City on the RW* level

*Neighborhood under urban village



ENSURE INCLUSIVE AND EQUITABLE QUALITY EDUCATION AND PROMOTE LIFELONG LEARNING OPPORTUNITIES FOR ALL



Educational facilities and infrastructure in the city of Surabaya continue to improve with good conditions in the 2017-2020 period. In 2017, the percentage reached **59.29** percent, increasing to **93.70** percent in 2020. This can support the goal of quality education in Surabaya



The number of schools by 2020 : **285 Elementary Schools & 63 Junior High Schools**



4 QUALITY
EDUCATION



- Free education from elementary to middle school
- The government provides regional education operational assistance (BOPDA) for public and private schools
- 5% of underprivileged children are accepted without tests
- Education for all (including persons with disabilities)

- In-person learning trial during the pandemic starts in September 2021



KAMPUNG ANAK NEGERI

- BIKE RACE
- BOXING
- SELF-DEFENSE
- TABLE TENNIS

4 QUALITY EDUCATION



- 1300 FREE WI-FI POINTS
- 3600 RW HALL CONNECTED TO WIFI



BROADBAND

LEARNING CENTER

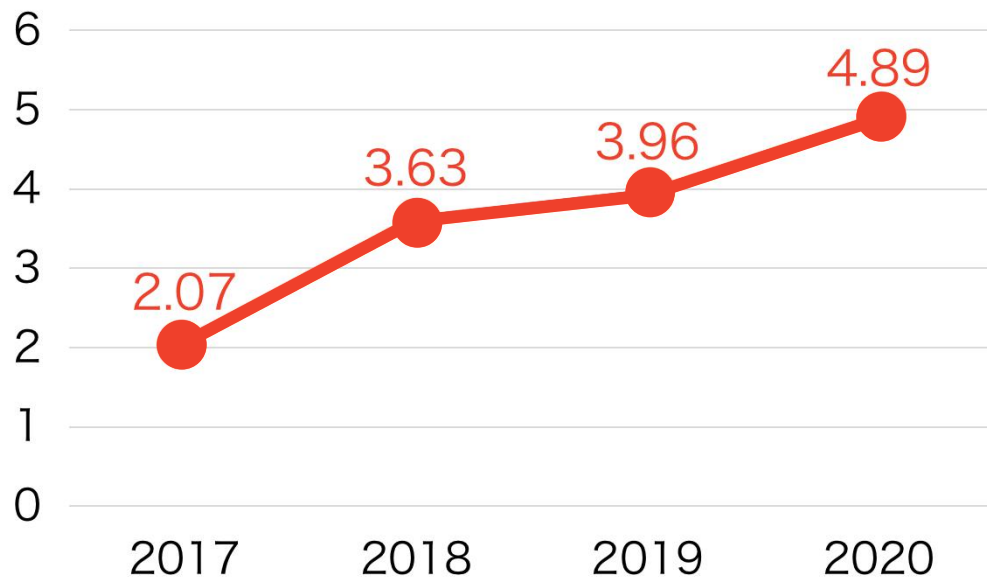
- PARKS
- GOVERNMENT OFFICES
- PUBLIC AREA
- FLATS

** Pictures were taken before the Covid-19 pandemic*



ACHIEVE GENDER EQUALITY AND EMPOWER ALL WOMEN AND GIRLS

“Equal opportunities for women at all levels of decision-making”



The number of female workers in Surabaya has increased from **583.772** people in 2017 to 600.845 people in 2020, around **4.89** percent of women working in government institutions in 2020. This supports the achievement of the target of full and effective participation, and equal opportunities for women to lead at all levels of decision-making.





GENDER RESPONSIVE DISTRICTS

Women Empowerment enhancement in order to promote women independence in economy, politics, legal affairs, social, culture, as well as other strategic fields to PKK (Family Welfare Movement and DWP (Government Officers' Wives Association)

2021 : 11 times

2020 : 16 times

2019 : 25 times

Public economy empowerment especially the low-income and marginal society to improve their view of life and entrepreneurship characters

2021 : 25 people

2020 : 23 people

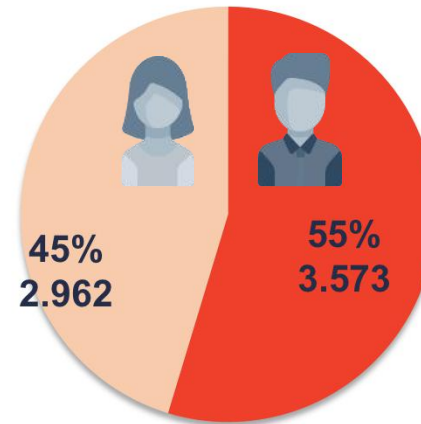
2019 : 275 people

** Foto diambil sebelum pandemi COVID-19*

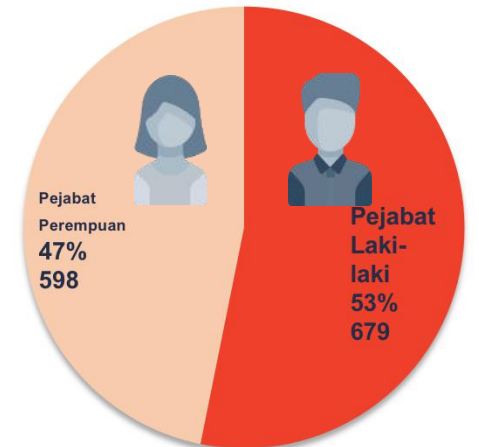


Gender mainstreaming in Surabaya City Government through assessment and giving equal opportunity toward female and male Government Officers

TOTAL GOVERNMENT OFFICERS



HIGHER-RANK OFFICER COMPOSITION



WOMEN PARTICIPATION IN GOVERNMENT INSTITUTION IN SURABAYA CITY (2016-2020)

No.	Uraian (Satuan)	2016	2017	2018	2019	2020
1	Jumlah Pekerja Perempuan (orang)	-	583.772	587.684	617.965	600.845
2	Jumlah Perempuan yang Bekerja di Pemerintah Kota Surabaya (orang)	10.159	12.125	21.365	24.476	29.380
3	Persen partisipasi perempuan di lembaga pemerintah kota (%)	-	2,08	3,63	3,96	4,89

Sumber: Badan Pusat Statistik, Badan Kepegawaian dan Diklat dan Bagian Administrasi Pembangunan, 2020

* Foto diambil sebelum pandemi COVID-19

6

CLEAN WATER
AND SANITATION

ENSURE AVAILABILITY AND SUSTAINABLE MANAGEMENT OF WATER AND SANITATION FOR ALL

ACCESS TO SUSTAINABLE DRINKING WATER IN SURABAYA



2019

99,48

ACCESS TO PROPER SANITATION IN SURABAYA



2019

98,1

The efforts of Surabaya City in achieving the target of SDG 6 have been carried out maximally, which is proven by the value of population access to sustainable drinking water and proper sanitation in 2019 **that almost reached 100%**



River Normalization



Toilet Building Assistance Program

6 AIR BERSIH DAN
SANITASI LAYAK



Up to 2020
1250 unit

2019
1000 unit



60 LOCATIONS
SAVE
15-20%
OF WATER USAGE
PER MONTH



**COMMUNAL
WASTEWATER
TREATMENT
PLANT**

*Pictures were taken before the COVID-19 pandemic



6 AIR BERSIH DAN
SANITASI LAYAK



WASTE WATER TREATMENT PLANT

GOVERNMENT OFFICES,
STREET VENDORS
CENTERS, FLATS, PARKS,
PUBLIC HEALTH CENTERS,
HOSPITALS, SCHOOLS

*Pictures were taken before the COVID-19 pandemic



6 AIR BERSIH DAN
SANITASI LAYAK



CLEAN WATER SUPPLY

99,38 % CLEAN WATER
ACCESSIBILITY IN 2020

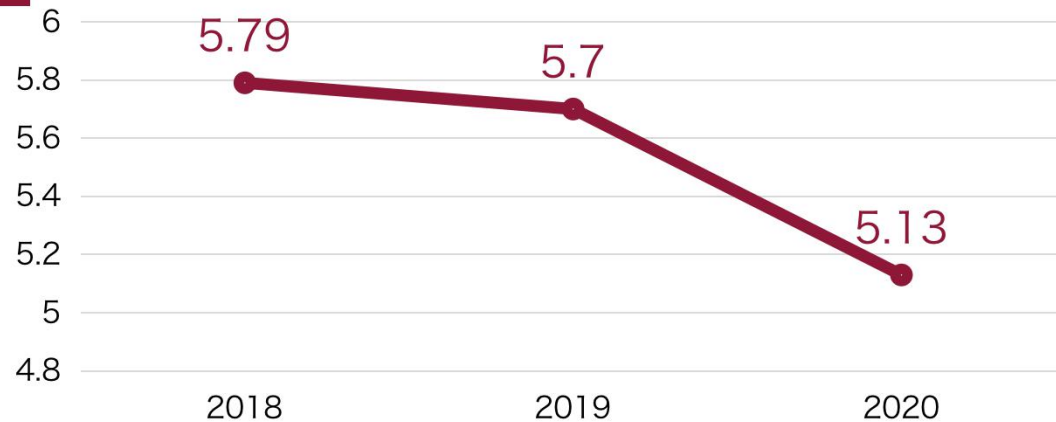
*Pictures were taken before the COVID-19 pandemic



PROMOTE SUSTAINED, INCLUSIVE AND SUSTAINABLE ECONOMIC GROWTH, FULL AND PRODUCTIVE EMPLOYMENT AND DECENT WORK FOR ALL



GRDP Per Capita Growth Rate (in percentage)



Source: Central Bureau of Statistics of Surabaya City, 2020



The growth rate of GRDP per capita in Surabaya **has decreased to 5,13%** in 2020 due to the COVID-19 pandemic. This is in line with the growth rate of **Indonesia's GRDP growth rate which also decreased to 3.15%.**

“UNEMPLOYMENT RATE”

In 2020, the percentage of unemployment in Surabaya has increased quite high and reached 9.79%, this value is lower than the national unemployment percentage which reached 10.19%.



Entrepreneurship Training



- The formation and Empowerment of Micro Business Actors
- Entrepreneurship Training & Job Skills
- Work skills certification
- Job placement facilitation

8 DECENT WORK AND ECONOMIC GROWTH



*Pictures were taken before the COVID-19 pandemic



MAKE CITIES AND HUMAN SETTLEMENTS INCLUSIVE, SAFE, RESILIENT, AND SUSTAINABLE



ARRANGEMENT OF SLUM AREAS

In 2019, the percentage of slum area in Surabaya has reached

0%



AIR QUALITY

The air quality index in 2020 has reached

90,31



SUSTAINABLE TRANSPORTATION

In 2017, the percentage of transportation infrastructure in Surabaya has reached

100%



WASTE INDEX

The waste index in Surabaya has increased from 69.27% (2016) to

75,09% (2019)



DISASTER MANAGEMENT

The percentage of disaster-resilient urban villages in 2017 was 21.42%, increasing to

100% since 2019



FLATS

31 BUILDINGS

103 BLOCKS

4.819 UNITS

RATE/MONTH STARTS FROM

Rp10.000,-

(Regional Regulation 2/2013)

FACILITIES:

- ✓ PARK
- ✓ READING PARK
- ✓ PUBLIC HEALTH CARE
- ✓ BROADBAND LEARNING CENTER
- ✓ EARLY LEARNING CENTER
- ✓ STREET VENDORS CENTER
- ✓ MOSQUES
- ✓ SCHOOL BUS

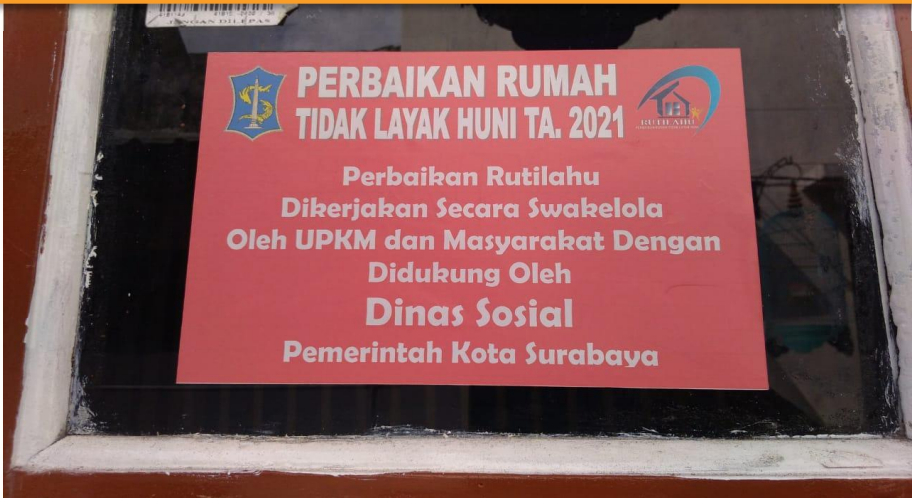
11 SUSTAINABLE CITIES
AND COMMUNITIES



*Pictures were taken before the COVID-19 pandemic



Arrangement of Slum Areas and Uninhabitable House





11 SUSTAINABLE CITIES
AND COMMUNITIES



SURO
 **OYO**
US

To support the public transportation movement, the Surabaya City Government provides “Suroboyo Bus”. To get the tickets, the people just need to deposit plastic bottles, therefore they are also educated about waste sorting.

11 SUSTAINABLE CITIES
AND COMMUNITIES



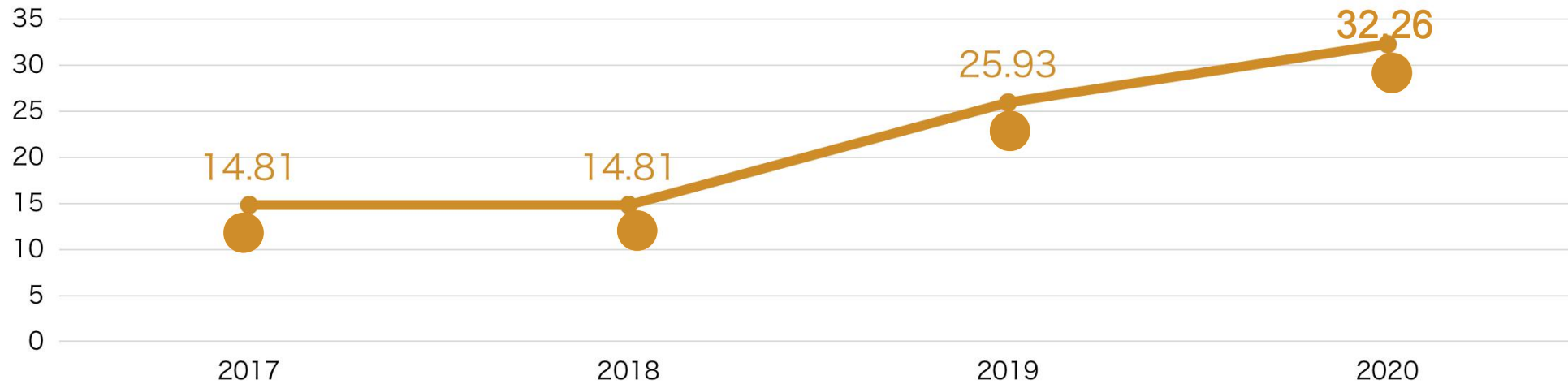
DISABLED FRIENDLY CITY

- Provision of an elevator at the pedestrian bridge
- Disabled friendly sidewalk
- Disabled friendly public transportation
- Disabled friendly parking
- Other public facilities that are disabled friendly



*Pictures were taken before the COVID-19 pandemic

ENSURE SUSTAINABLE CONSUMPTION AND PRODUCTION PATTERNS



WASTE
MANAGEMENT
WITH 3R
TECHNOLOGY

Since 2015, Surabaya City has implemented 3R waste management technology at the city and central levels with a **capacity of 5-20 tons/day**. 3R waste management efforts continue to increase. This can be seen from the percentage of waste management facilities that apply 3R technology, which continues to increase from **14.81 percent in 2017** and reaches

32.26 percent in 2020.



Sorting - Storage - Weighing - Disinfection Process - Enumeration - Transport to Landfills



Handling of Household Waste Masks



12 RESPONSIBLE
CONSUMPTION
AND PRODUCTION



**Waste to Electricity
Facility (PSEL) Benowo
is the first waste
processor into electrical
energy with a capacity of
11 megawatts in
Indonesia, which was
inaugurated by
President Joko Widodo**



Integrated Waste Management Facility Super Depo Sutorejo

A part of the sister city cooperation with Kitakyushu City Government, Japan to facilitate the reduction of segregated waste at the temporary disposal sites, so that there is a reduction of waste to the landfill. The result of the waste sorting can be sold and could become additional income for the garbage cart persons



12 RESPONSIBLE
CONSUMPTION
AND PRODUCTION



9 LOCATIONS

WASTE
SORTING

15

LIFE
ON LAND

PROTECT, RESTORE AND PROMOTE SUSTAINABLE USE OF TERRESTRIAL ECOSYSTEMS,
SUSTAINABLY MANAGE FORESTS, COMBAT DESERTIFICATION, AND HALT AND REVERSE
LAND DEGRADATION AND HALT BIODIVERSITY LOSS

In 2020, the area of Surabaya's urban green space reached 7.356,96 hectares or **21.99** percent of the total area of Surabaya. This meets the minimum standard of green open space of a city, which is 20%.

2016**21,73****2020****21,99**

CITY OF A
THOUSAND PARKS

IMPROVED
URBAN GREEN
SPACE



INCREASE OF
URBAN FOREST


2016**45,23****2020****66,03**

In 2016, the area of city forest in Surabaya reached 45.23 hectares. This area continues to increase throughout the years and managed to reach **66.03** hectares in 2020.



URBAN FOREST

10 URBAN FOREST LOCATIONS &
2 PRIORITY AREAS OF MANGROVE BOTANICAL
GARDEN






**PASSIVE PARKS &
GREEN LANES**
206 Ha

ACTIVE PARKS
9 Ha


URBAN PARKS
60,5 Ha

15 LIFE
ON LAND







BUNGKUL PARK





MOZAIC PARK - WIYUNG






'EKSPRESI' PARK



HARMONY PARK



*Pictures were taken before the COVID-19 pandemic



STRENGTHEN THE MEANS OF IMPLEMENTATION AND REVITALIZE THE GLOBAL PARTNERSHIP FOR SUSTAINABLE DEVELOPMENT



MUSBANGKEL



MUSRENBANG
RKPD
DI KECAMATAN



MUSRENBANG
RKPD

BOTTOM-UP SYSTEM (FROM THE DISTRICTS' PROPOSALS)



COOPERATION MoUs SIGNED
on MAY 31

The Surabaya City Government **actively collaborates** with other parties to improve public services and welfare. The cooperation carried out by Surabaya between regions and third parties that were successfully followed up **increased by 9.96% in 2020**. Meanwhile, Surabaya has followed up 88.8% of its MoUs with foreign partners.

*Pictures were taken before the COVID-19 pandemic

VLR ACHIEVEMENTS & CHALLENGES

The achievement of SDG in Surabaya is quite satisfactory with 179 indicators reached out of 222
SDG indicators that are under the authority of the city

CHALLENGES

01


The high level of urbanization and population causes urban sprawl and urges the city government to provide more services.

02

The impact of global climate change that is felt by everybody.

03

The COVID-19 pandemic has had a major impact on the economy and other sectors. The reallocation of the budget causes the Surabaya City Government to re-organize its strategy and conduct work programs based on its level of urgency.



PLAN & STEPS AHEAD

STEP
1

The Surabaya City Government has a high commitment to encourage the acceleration of SDG achievements after the COVID-19 pandemic

STEP
2

The Surabaya City Government will carry out human-centered development by improving the quality of Human Resources in Surabaya

STEP
3

From an economic point of view, the Surabaya City Government will develop an inclusive economy by implementing penta helix strategy in efforts to alleviate poverty and unemployment in Surabaya.

STEP
4

Regarding the environmental pillar, the Surabaya City Government is committed to developing green infrastructure and an integrated transportation system that can facilitate all economic and social activities in Surabaya, as well as developing community-based disaster prevention and mitigation efforts.



THANK YOU